

# clarinet & 4 oscillators

Volkmar Klien

# clarinet & 4 oscillators

Volkmar Klien

**A**

♩ = 104

Tape

*mp* click on right channel

♩ = 104

Clarinet in B $\flat$

*mp*

7

7

14 *rit.* ♩ = 86

14 *rit.* ♩ = 86

22 ♩ = 104 *rit.*

22 ♩ = 104 *rit.*

29  $\bullet = 70$

29 *pp* *p* *pp*

35

35 *mf* *p*

41

click on right channel

41 *mp* tenuto

46 (faster, unsynchronised oscillation on f)

46 *f*

52

52 *f*

58 pitch not notated

58

64

64

*mf*

69 un poco rit.

69

*> mp < mf*

*un poco rit.*

73 ♩ = 45

73

*f*

*mf*

*♩ = 45, freely*

77

77

*mf*

84

84

3

3

3

3

3

3

87

87

8<sup>va</sup>

mph3

mph4

92

92

faster

f

3

3

3

B

97

97

rit.

C

♩ = 60  
click on right channel

*f*

104

110

116

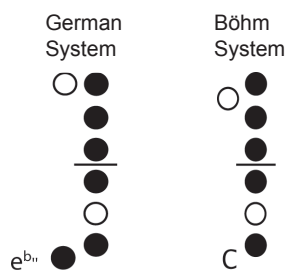
121

approx. 20"

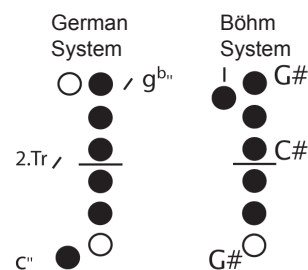
# clarinet & 4 oscillators

## Performance Notes:

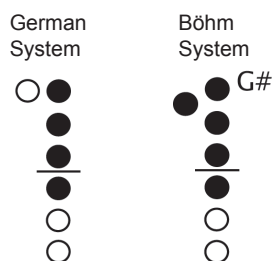
### Multiphonic 1:



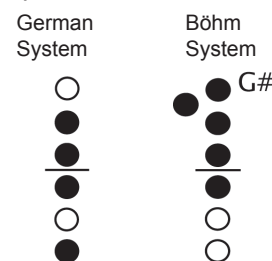
### Multiphonic 2:



### Multiphonic 3:



### Multiphonic 4:



## Performance notes for the tape part of 'clarinet & 4 oscillators':

The letters A - C in the score are the cue-points for the 3 soundfiles contained in the CD accompanying this score. In case you received this score in electronic format go to <http://www.volkmarklien.com> to download a copy of the soundfiles.

The tape part is monophonic. Due to this there should be one main - speaker located behind the performer. On small stages this speaker should point away from the audience to the wall behind the stage. (Thus diffusing the sine generators' point of origin.) The tape part should not be louder than the natural sound of the clarinet. Throughout the sections of the piece with tape the clarinet plays rather softly. Special care needs to be taken that the last (extremely high) tone of part 3 of the tape is not too loud.

The right channel of the CD-tracks contains the click track that should be routed to the performer's earpiece. This click track just contains cues for synchronising the start of tape and clarinet; it does not run throughout the tape parts. It is possible to cue the three tracks of the tape part during performance using a normal CD player.